

Facebook Fundraising Rules

Rally your friends and family to help your team win penny wars! Create a fundraiser connected to The New Foster Care's Facebook page and encourage participation from your network for this year's fundraiser. **Fundraisers MUST be connected to The New Foster Care's Facebook page and personal fundraisers will not count towards Penny Wars.**

NOTE: Facebook Fundraiser donations will be counted as positive points *ONLY* and be added to your team's total on the last day of Penny Wars.

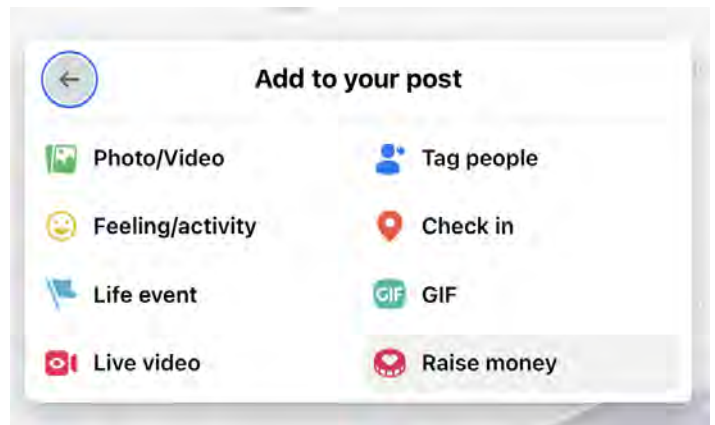
Create your fundraiser connected to The New Foster Care - DESKTOP



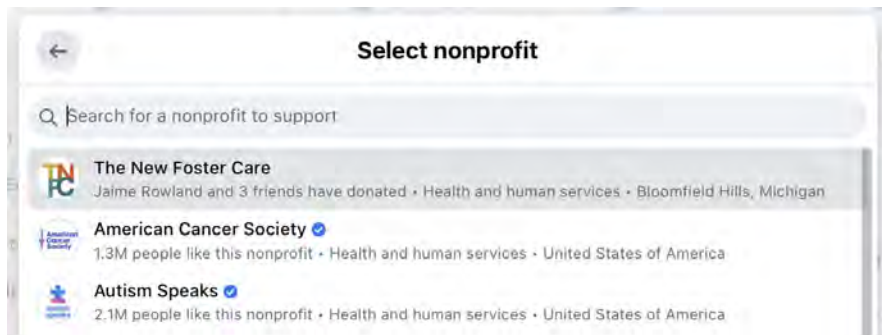
1) Create a post from your Facebook page



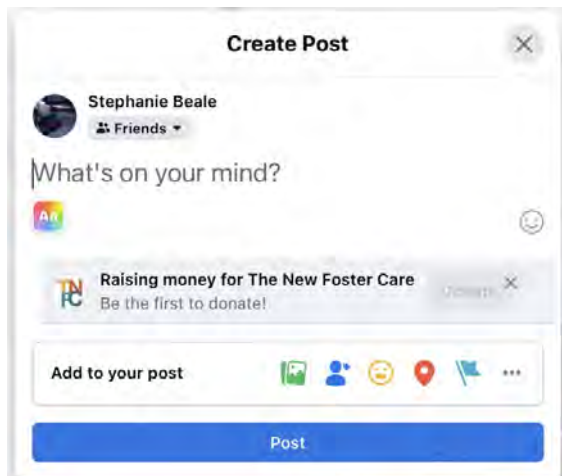
2) At the bottom right corner select the 3 dots



3) Choose Raise Money

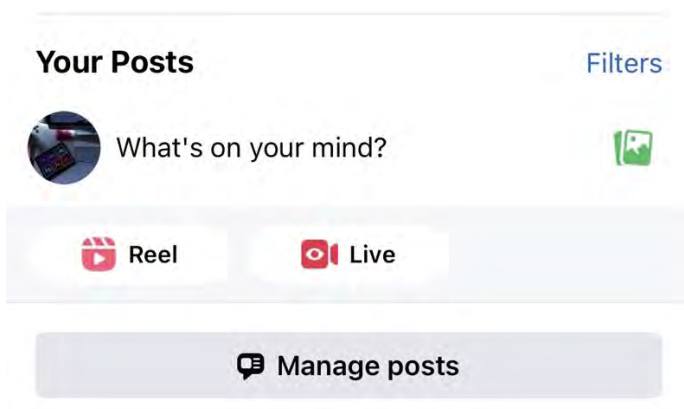


4) *Select The New Foster Care*

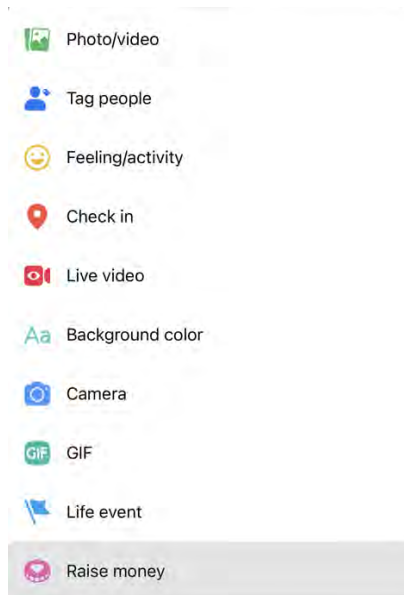


5) *Add your message and post*

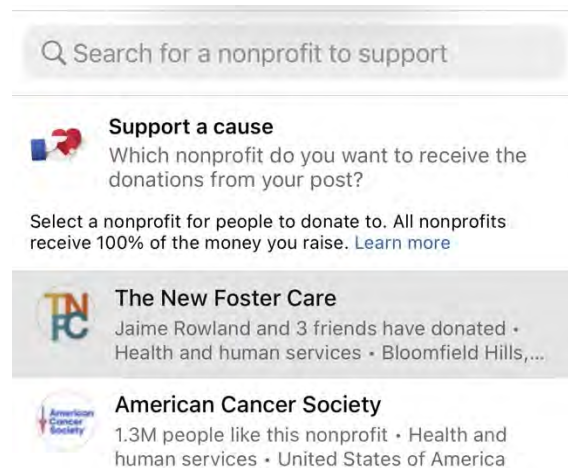
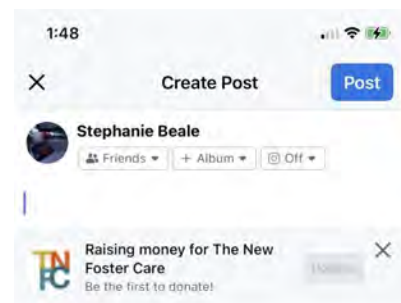
Create your fundraiser connected to The New Foster Care - MOBILE



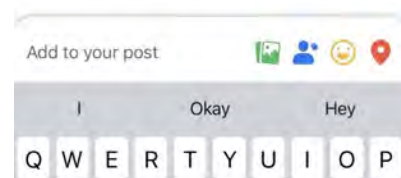
1) *Create a post from your Facebook page*



2) Swipe up and choose Raise money



3) Select The New Foster Care



4) Write your message then post

EXAMPLE MESSAGE FOR COPY + PASTE:

If you're looking to support a good cause this holiday season, The New Foster Care's (TNFC) Penny Wars drives healthy competition between my office, donate to my team to help us win bragging rights and support TNFC's participants!